

S. M. PATEL COLLEGE OF HOME SCIENCE

TEACHERS FEEDBACK ON CURRICULUM

Academic Year 2021-22

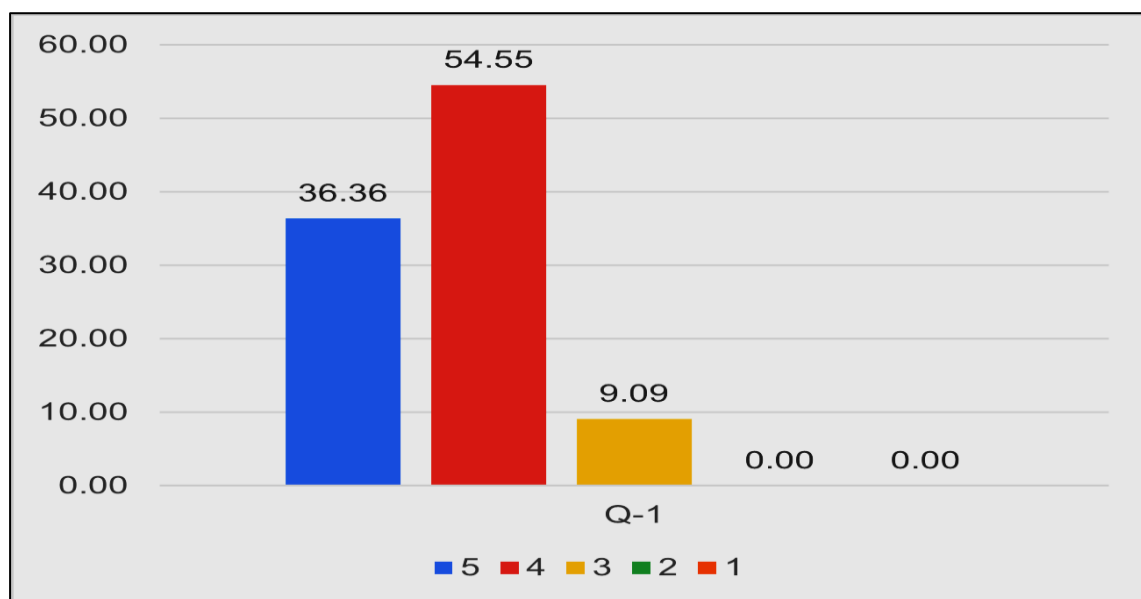
This report presents the Teachers feedback regarding Curriculum. The chart below presents the teacher's feedback for B.Sc Home Science Programme. The responded were designated as Adhyapak Sahayak, Assistant Professor, Associate professor and the principal of the institute.

The questionnaire was designed to collect information regarding student satisfaction with the curriculum, teaching, learning, and evaluation. Provided feedback was implemented as vital feedback for enhancing the quality of the institution's curriculum. The curriculum design and syllabus are updated as required, for the betterment of the student.

The scores for the questions on curriculum were:

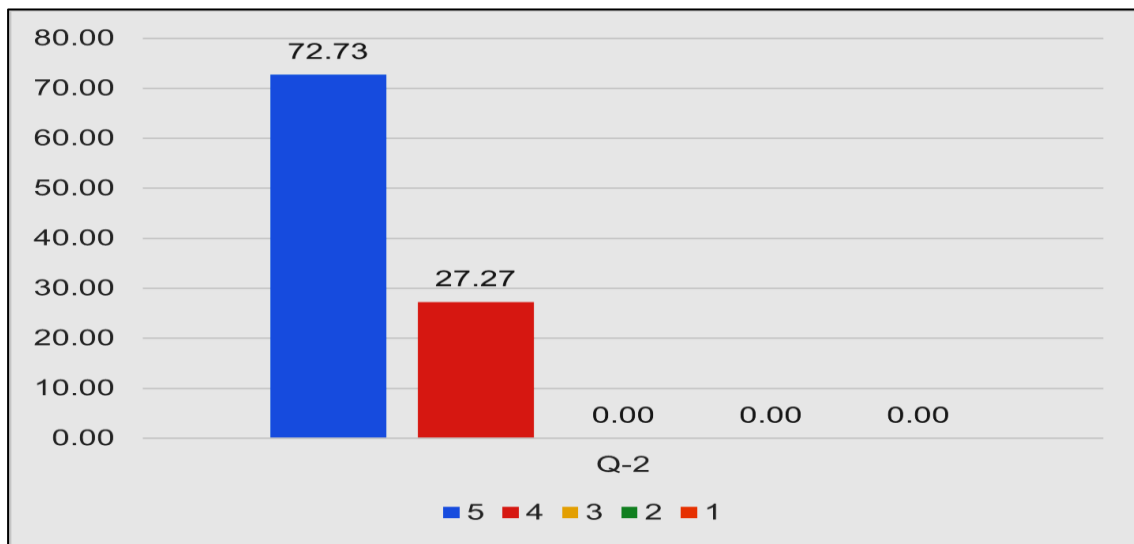
- 5 – Strongly Agree,**
- 4 – Agree,**
- 3 – Neutral,**
- 2 – Disagree,**
- 1 – Strongly Disagree**

Q-1 Curriculum and syllabus are based on student needs.



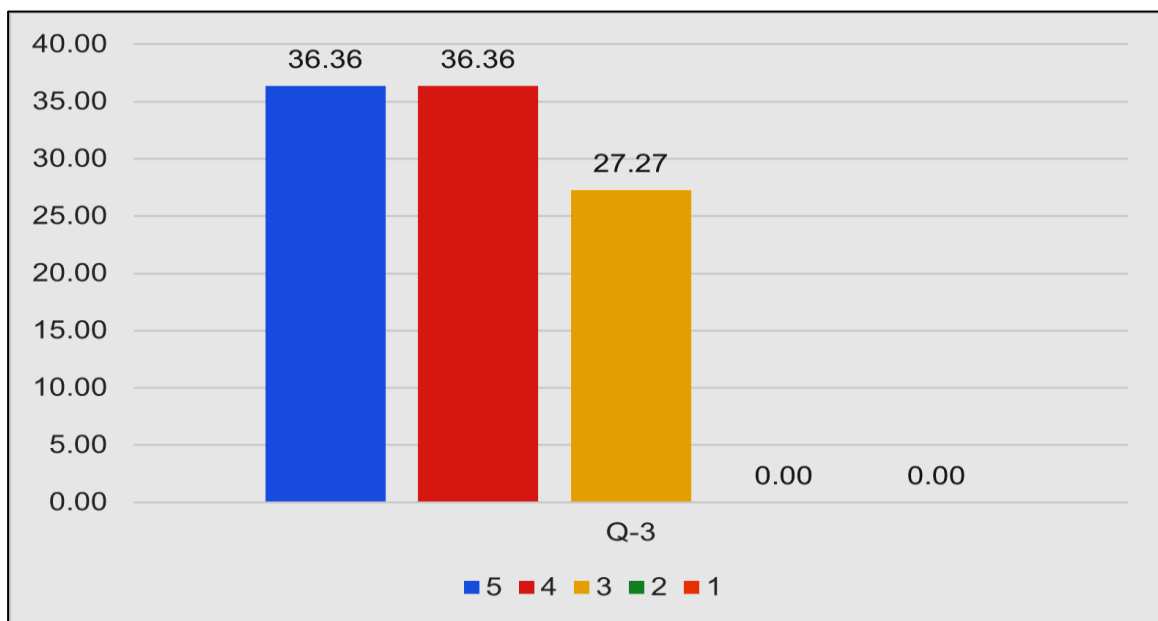
The above graph illustrates the responses of teachers to the question "Are the curriculum and syllabus based on student needs?" There were 11 teachers who had given their feedback. It had been revealed that 4 teachers (36.36%) were strongly agree, 6 teachers (54.55%) were agreed, while 1 (9.09%) was neutral, that curriculum and syllabus are based on student needs

Q-2 The course outcomes are clearly specified.



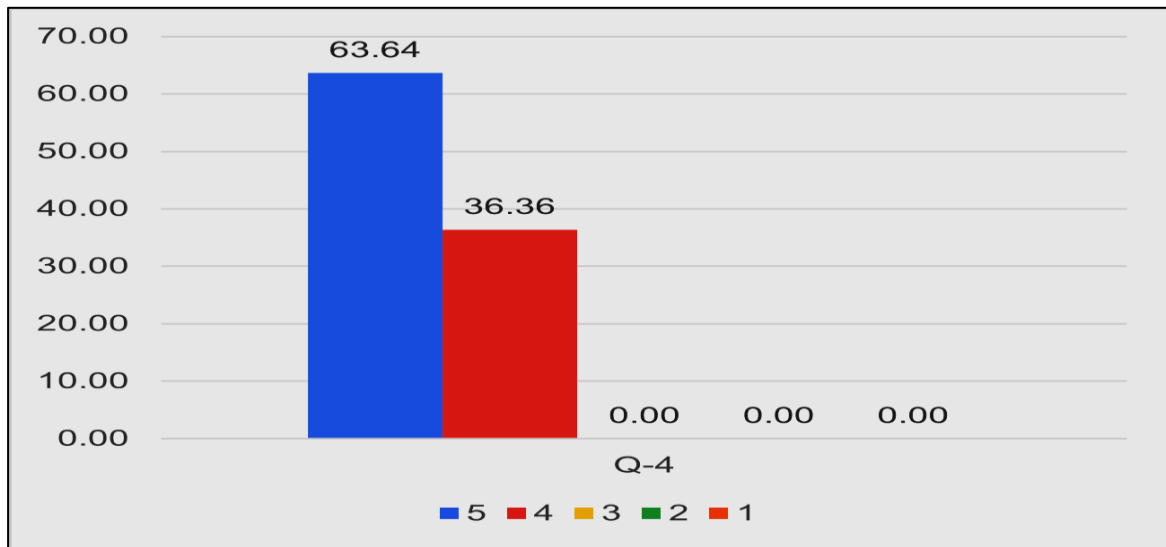
In the above graph, teachers' responses to the question of whether or not the course outcomes are clearly defined are shown. Out of the 11 responders, 72.73 percent strongly agree with the statement. Whereas, 27.27% respondents were agreed that the course outcomes are clearly specified in the curriculum.

Q-3 Sufficient collection of relevant reading materials and digital resources are accessible via library.



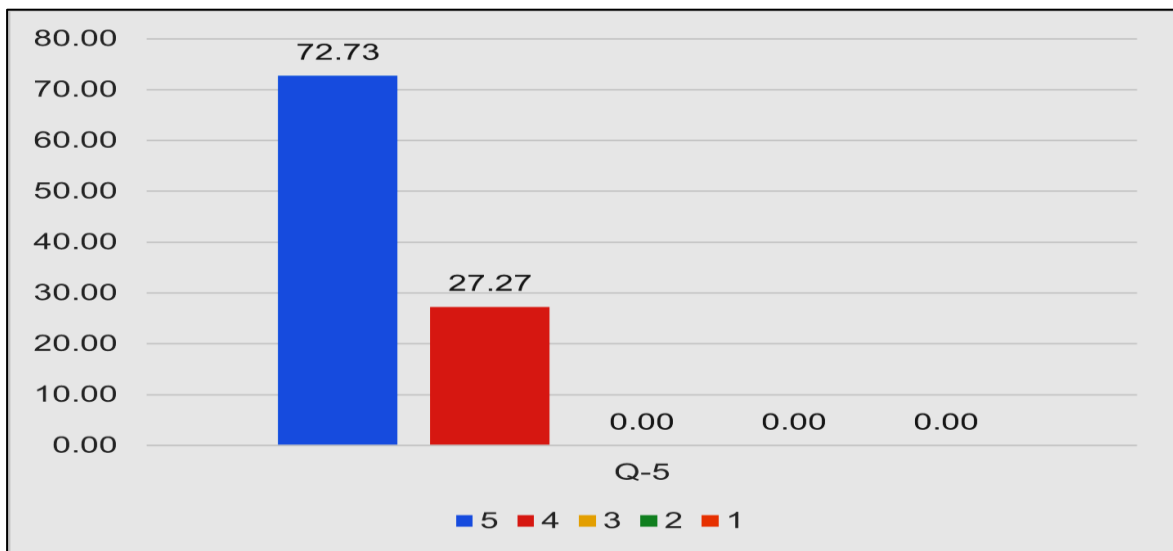
The above graph shows how teachers feel about the library's collection of teaching materials and online databases. Out of the 11 teachers that responded the questionnaire, only 4 were (36.36%) strongly agreed. While, 4 teachers (36.36%) were agreed and three teachers (27.27%) had no strong opinion either way.

Q-4 The course is balanced between theoretical and practical aspects.



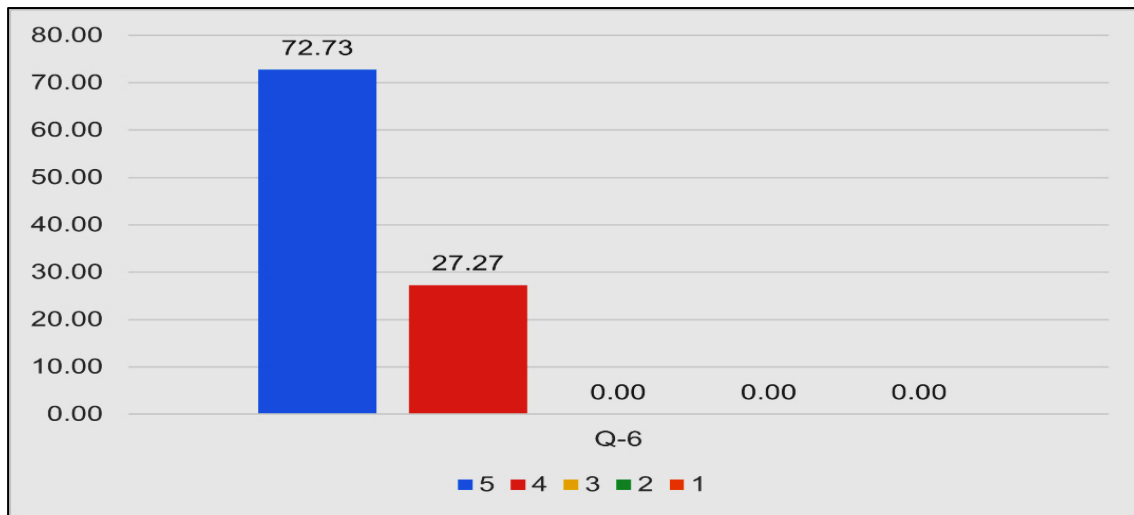
The graph above shows how teachers feel about whether or not the course is a good mix of practical and theoretical. Out of 11 teachers, 7 of them (63.64%) were strongly agreed, 4 of them 36.36% were agreed on the statement that the course is balanced between theoretical and practical aspects.

Q-5 The course's curriculum expanded my knowledge and understanding of the subject matter.



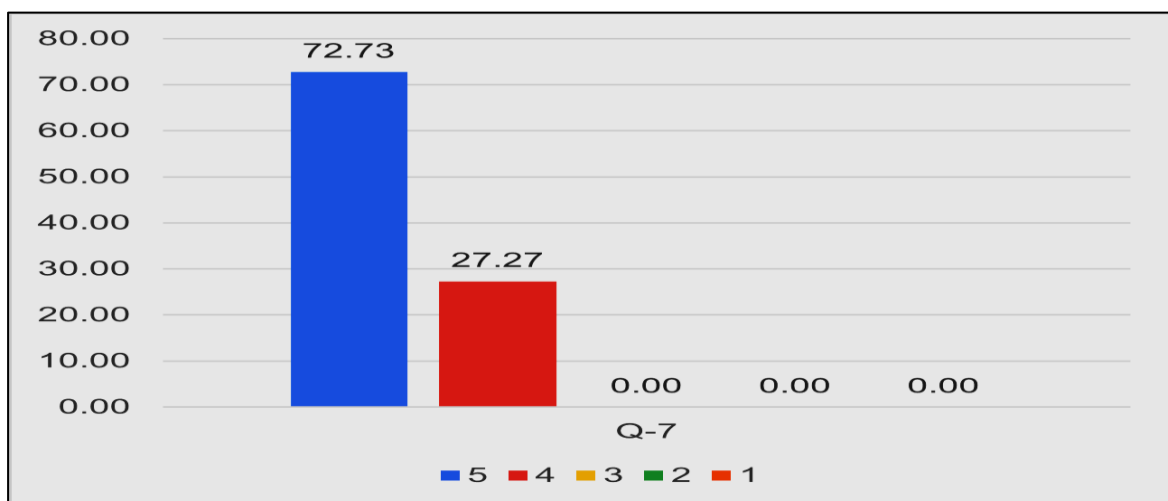
The graph above demonstrates how teachers' answers to the course's curriculum increased their knowledge and comprehension of the subject. Eight teachers (72.73%) out of the 11 teachers were strongly agreed with the statement whereas, three of them (27.27%) were agreed.

Q-6 I am permitted to propose, change, suggest, and add new topics to the curriculum using the appropriate forum.



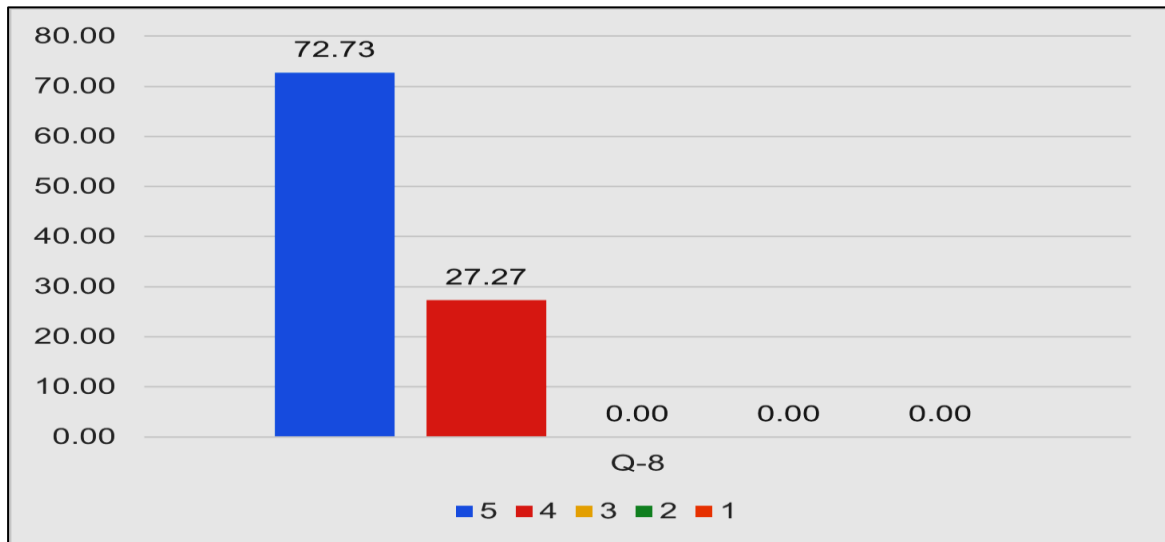
To observe how teachers responded to the question "I am allowed to propose, revise, suggest, and add new topics to the curriculum utilising the appropriate forum," view the above bar chart. Out of total 11 teachers, 8 teachers (72.73%) were strongly agreed that they are permitted to propose, change, suggest, and add new topics to the curriculum using the appropriate forum. While three teachers (27.27%) were only agreed for the above-mentioned question.

Q-7 I have the freedom to modify new teaching techniques/ educational tools/ strategies.



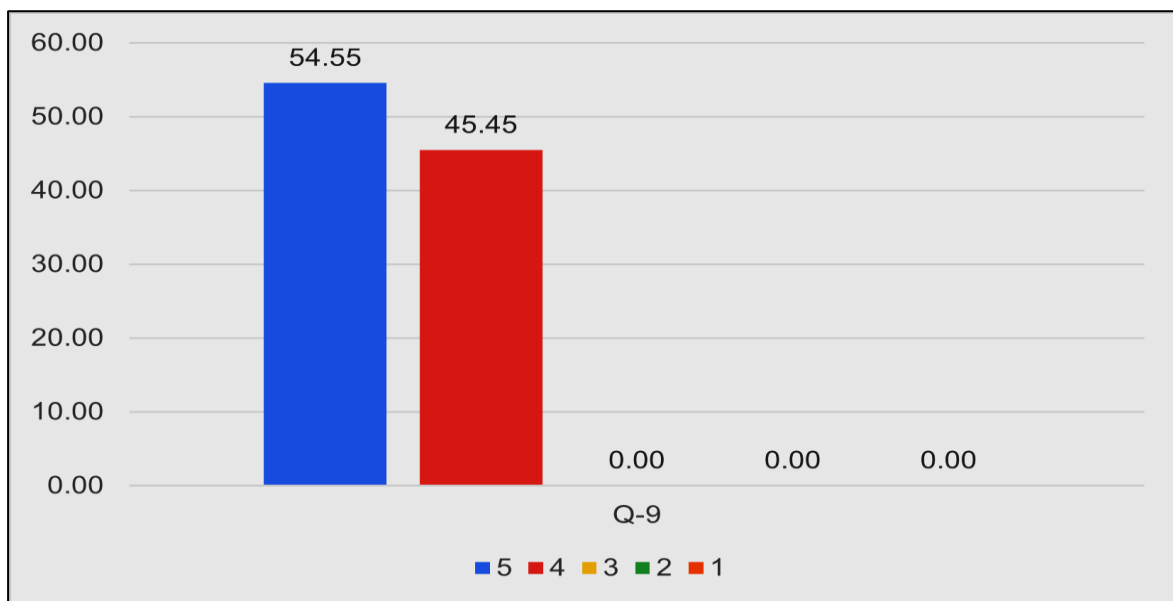
The above graph illustrates the responses of the teachers to the statement, "I have the freedom to modify new teaching techniques/educational tools/strategies." There were eight teachers (72.73%) who were strongly agreed and 3 teachers (27.27%) were agreed that they have the freedom to modify new teaching techniques/ educational tools/ strategies.

Que.8 I can reach the minimal expected level of course outcome attainment for my class.



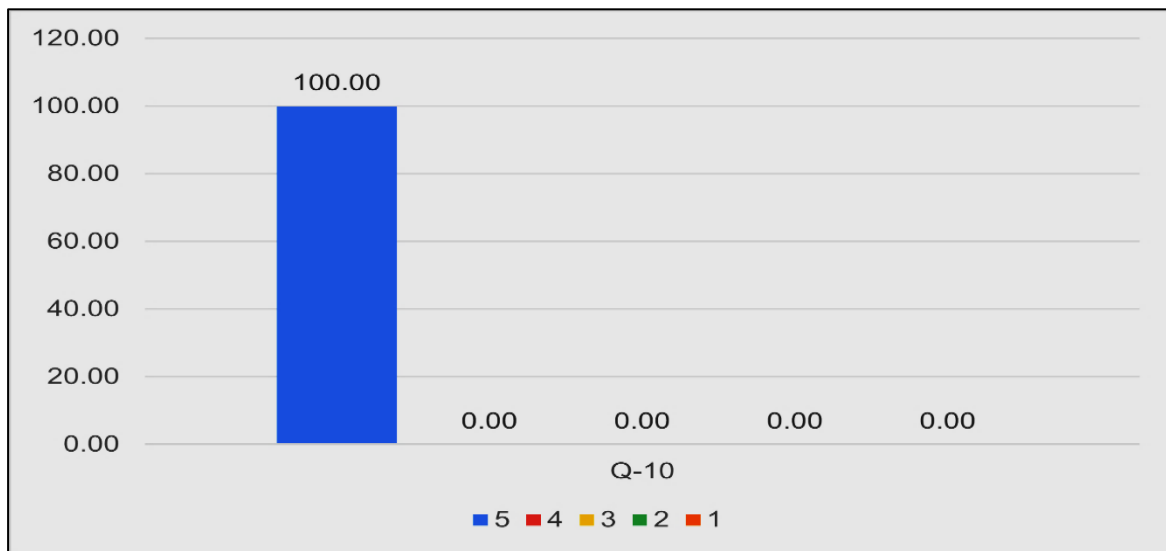
The graph represents the opinions of teachers to the statement, "I can achieve the minimum level of expected course outcome attainment for my class. It had been disclosed that Eight (72.73%) teachers were strongly agreed, whereas three (27.27%) teachers agreed for the statement.

Que.9 I have taken adequate measures to provide assistance to slow learners.



The above graph illustrates the replies of teachers to the above statement. There was a total of eleven teachers who participated, and six of them (54.55%) strongly agreed. 5 teachers (45.45%) agreed that they have taken enough steps to aid slow learners.

Que.10 I have contributed to the formulation of the curriculum and/or syllabus.



It was good to know that 100 percent teachers said, they had contributed in the formulation of the curriculum and/or syllabus.

Additional Comments / Suggestions by the faculties:

- ✓ Overall, the curriculum is quite satisfactory and the curriculum is modified at par with global needs.
- ✓ They mentioned that the syllabus is as per the global need and students future centric also.
- ✓ The syllabus covers 90 percent of the topics of UGC/SLET.
- ✓ The suggestion was to organise workshops with the experts on curriculum design to explore more ways to enhance curriculum.

Bycluhan

